

Siloxane Polycarbonate (Si-PC)

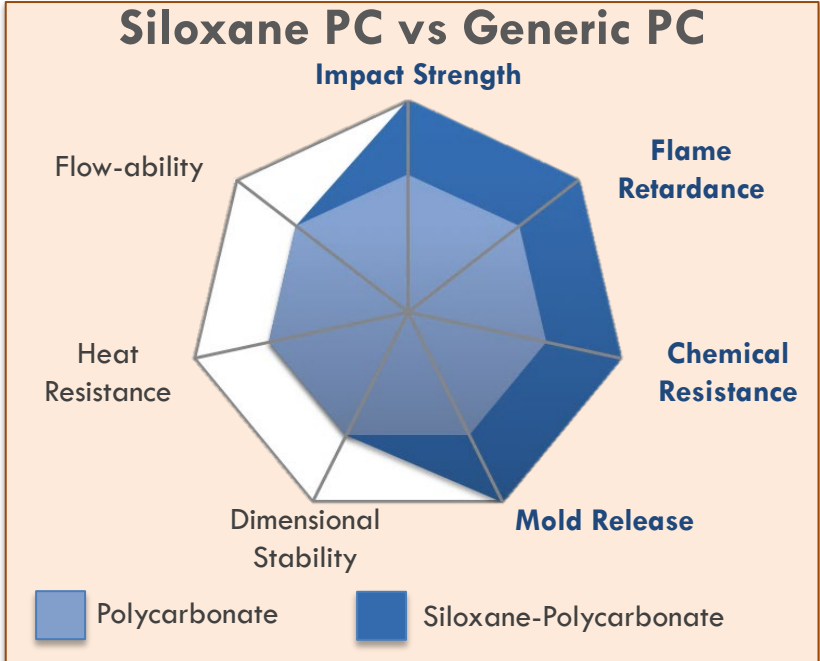
Advanced Cold-Temp Impact, Weather-ability, Flame Retardance, and Chemical Performance

The great outdoors can be unpredictable and ever-changing. From extreme heat to extreme cold, hail to rain, and everything in between, materials in outdoor environments cannot afford to be one-dimensional.

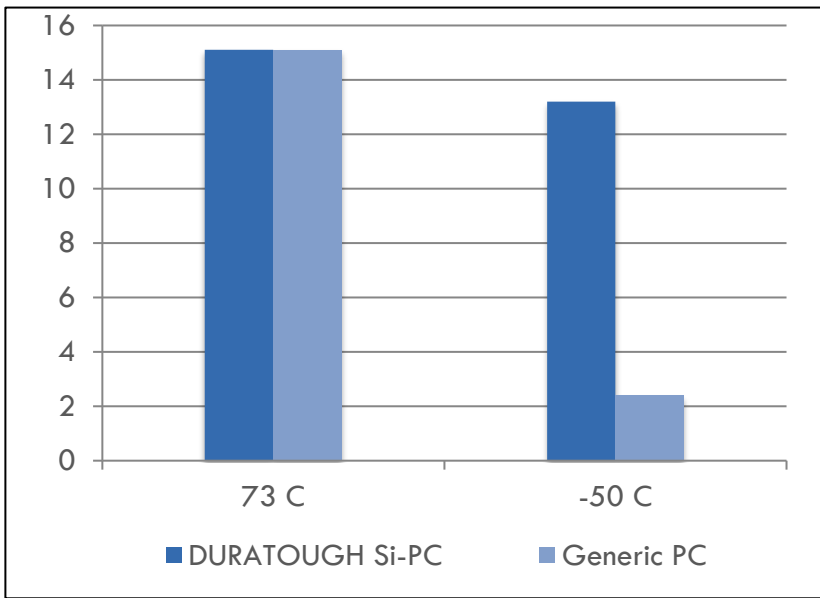
Siloxane-Polycarbonate copolymers set your mind at ease thanks to improved impact and chemical resistance, flame retardance, and UV stabilization over traditional PC.

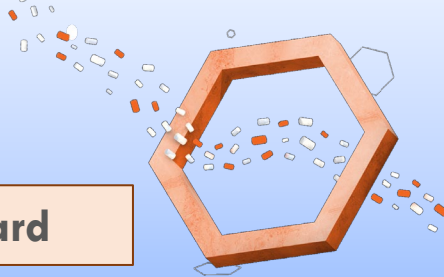
Si-PC is an excellent candidate for outdoor applications such as:

- EV Handles and Charging Stations
- Electrical Enclosures
- 5G/Telecomm Devices



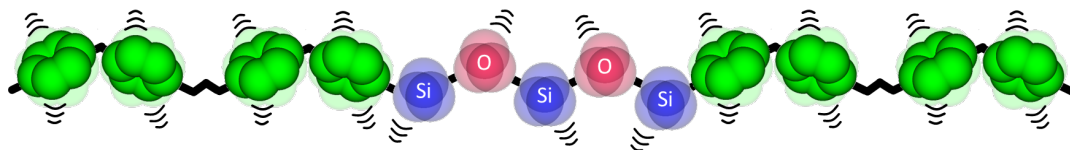
Impact Improvement (Notched Izod, ft-lb/in)





DURATOUGH PCSi08FR4U UL Yellow Card

Flammability	Value	Test Method	Electrical	Value	Test Method
Flame Rating			Comparative Tracking Index (CTI)	PLC 3	UL 746A
0.75 mm, ALL	HB	UL 94	Dielectric Strength	24 kV/mm	ASTM D149
1.0 mm, ALL	HB	UL 94	High Voltage Arc Tracking Rate (HVTR)	PLC 4	UL 746A
1.5 mm, ALL	V-0	UL 94	Inclined-Plane Tracking	1.0 kV	ASTM D2303
		IEC 60695-11-10, -20	Volume Resistivity	1.0E+15 ohms-cm	ASTM D257
2.0 mm, ALL	V-0	UL 94		IEC 60093	
		IEC 60695-11-10, -20	Arc Resistance	PLC 7	ASTM D495
2.5 mm, ALL	V-0, 5VB	UL 94	Thermal	Value	Test Method
		IEC 60695-11-10, -20	RTI Electric		
3.0 mm, ALL	V-0, 5VA	UL 94	0.75 mm	130 C	UL 746B
		IEC 60695-11-10, -20	1.0 mm	130 C	
0.75 mm, ALL	HB75	IEC 60695-11-10, -20	1.5 mm	130 C	
1.0 mm, ALL	HB75	IEC 60695-11-10, -20	2.0 mm	130 C	
			2.5 mm	130 C	
Glow Wire Flammability Index			3.0 mm	130 C	
1.0 mm	960 C	IEC60695-2-12	RTI Impact		
2.0 mm	960 C		0.75 mm	115 C	UL 746B
3.0 mm	960 C		1.0 mm	115 C	
Glow Wire Ignition Temperature			1.5 mm	115 C	
1.0 mm	875 C	IEC 60695-2-13	2.0 mm	115 C	
2.0 mm	875 C		2.5 mm	115 C	
3.0 mm	875 C		3.0 mm	115 C	
Electrical	Value	Test Method	RTI Strength		
Hot Wire Ignition (HWI)			0.75 mm	130 C	UL 746B
0.75 mm	PLC 3	UL 746A	1.0 mm	130 C	
1.0 mm	PLC 3		1.5 mm	130 C	
1.5 mm	PLC 3		2.0 mm	130 C	
2.0 mm	PLC 3		2.5 mm	130 C	
2.5 mm	PLC 2		3.0 mm	130 C	
3.0 mm	PLC 2		Ball Pressure Test (75 C)	Pass	IEC 60695-10-2
High Amp Arc Ignition (HAI)			Physical	Value	Test Method
0.75 mm	PLC 0	UL 746A	Dimensional Change	0.06%	ASTM D1042
1.0 mm	PLC 0			ISO 2796	
1.5 mm	PLC 0		Outdoor Suitability	f1	UL 746C
2.0 mm	PLC 0				
2.5 mm	PLC 0				
3.0 mm	PLC 0				



www.ConventusPolymers.com

USA - New Jersey 2001 Route 46, #310 | Parsippany, NJ 07054 USA | Tel: 973.343.7669

USA – Texas 6431 Cunningham Road | Houston, TX 77041 USA | Tel: 502.396.8070

Email: info@conventuspolymers.com | www.conventuspolymers.com

ALTHOUGH ANY INFORMATION, RECOMMENDATIONS, OR ADVICE CONTAINED HEREIN IS GIVEN IN GOOD FAITH, CONVENTUS POLYMERS MAKES NO WARRANTY OR GUARANTEE, EXPRESS OR IMPLIED, (I) THAT THE RESULTS DESCRIBED HEREIN WILL BE OBTAINED UNDER END-USE CONDITIONS, OR (II) AS TO THE EFFECTIVENESS OR SAFETY OF ANY DESIGN INCORPORATING CONVENTUS POLYMERS MATERIALS, PRODUCTS, RECOMMENDATIONS OR ADVICE. CONVENTUS POLYMERS AND ITS REPRESENTATIVES SHALL IN NO EVENT BE RESPONSIBLE FOR ANY LOSS RESULTING FROM ANY USE OF ITS MATERIALS OR PRODUCTS DESCRIBED HEREIN. Each user bears full responsibility for making its own determination as to the suitability of Conventus Polymers materials, products, recommendations, or advice for its own particular use. Each user must identify and perform all tests and analyses necessary to assure that its finished parts incorporating Conventus Polymers materials or products will be safe and suitable for use under end-use conditions. Nothing in this or any other document, nor any oral recommendation or advice, shall be deemed to alter, vary, supersede, or waive any provision of Conventus Polymers Standard Conditions of Sale or this Disclaimer, unless any such modification is specifically agreed to in a writing signed by Conventus Polymers.